





1/32nd Saloon




Pos	1/32nd Saloon	Total			
1	David Sargent	116.71	28	30.71	29
2	Stan Alton	113.81	29.81	29	28
3	Steve Rhodes	112.95	28.95	29	28
4	Phil Mitchell	111.67	28	28	28.67
5	Ant Hawkes	110.22	28.22	27	28
6	Pete Kerr	108.28	27	27.28	27
7	David Ensor	107.25	27	27.25	27
8	Martyn Hipwell	107.24	27	26	27.24
9	Ian Corkhill	102.36	25	25	27.36

Qualifying 1/32nd Saloon

David Sargent	10.28
Stan Alton	9.70
Phil Mitchell	9.32
David Ensor	9.29
Steve Rhodes	9.16
Martyn Hipwell	8.90
Pete Kerr	8.59
Ant Hawkes	8.39
Ian Corkhill	7.95





1/32nd F2




Pos	Driver	Total			
1	Steve Rhodes	106.66	27	27	26.66
2	Stan Alton	106.21	27	27	27.21
3	David Ensor	104.86	26.86	26	26
4	David Sargent	104.52	27.52	28	24
5	Martyn Hipwell	103.67	25	26.67	27
6	Phil Mitchell	103.52	24	27.52	27
7	Ant Hawkes	102.78	25.78	25	26
8	Pete Kerr	99.05	24	26	24
9	Ian Corkhill	38.00	0	17	0

F2 Qualifying

Phil Mitchell	9.29
David E	9.20
Stan Alton	9.18
Martyn	9.02
Ant Hawkes	9.01
Steve Rhodes	8.90
Pete Kerr	8.72
David Sargent	8.24
Ian Corkhill	7.96



1/24th Sports

Pos	Driver	Laps			
1	Stan Alton	137.46	34	35.46	33
2	Steve Rhodes	133.48	33.48	34	33
3	David Ensor	131.09	34.09	33	32
4	David Sargent	129.9	35	33	30.9
5	Phil Mitchell	128.58	31	32	34.58
6	Martyn Hipwell	126.91	32	32.91	31
7	Pete Kerr	123.93	31.93	31	31
8	Ant Hawkes	112.57	25	29.57	29
9	Ian Corkhill	103.8	26	25	26.8

1/24th Sports Qualifying

Stan Alton	12.23
Steve Rhodes	11.44
Phil Mitchell	11.19
Martyn Hipwell	11
David Ensor	10.6
David Sargent	10.28
Ant Hawkes	9.92
Pete Kerr	9.69
Ian Corkhill	9.41

